



VERSA HEAT

HGM SERIES GRIDDLE W/ MANUAL CONTROL

HGM12-N



HGM36-N



HGM60-N



HGM12-N/P | HGM24-N/P HGM36-N/P | HGM48-N/P HGM60-N/P MANUAL CONTROLLED GAS GRIDDLES AVAILABLE IN NATURAL GAS OR PROPANE

FIND
ADDITIONAL
BENEFITS
HERE

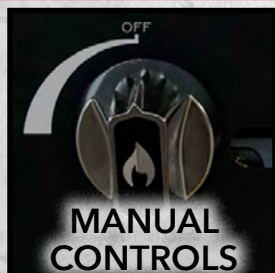


WARRANTY:
LIMITED ONE YEAR PARTS
AND LABOUR
SPECIFICATIONS SUBJECT TO
CHANGE WITHOUT
NOTICE.

- Available in 12", 24", 36", 48" & 60" widths
- Independent mechanical snap-action manual controls
- 1" griddle plate with continuous heat output
- Thermostat range 200° F to 450° F (93°C to 232°C)
- Cool-to-the-touch front S/S edge
- All stainless steel cabinet
- Back and side splash guards are fully welded to the griddle plate

- Operator-friendly controls
- Robust construction, all stainless-steel cabinets
- Adjustable stainless steel non-skid feet
- Easy to remove 4 1/2" quart grease drawer with weep hole
- Shipped standard, Natural gas or LP conversion kit included
- Gas pressure regulator supplied with the unit
- Gas hose kit available for purchase: **SIF-HG-4D-48SEL**

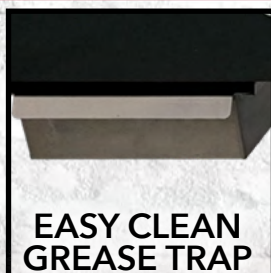
ADDITIONAL IMAGES



MANUAL CONTROLS



POLISHED PLATE



EASY CLEAN GREASE TRAP




COOL TOUCH EDGE



LEVELING FEET

MODEL DESIGNATIONS



ADDITIONAL RESOURCES

HGM SERIES

GRIDDLE W/ MANUAL CONTROL

DIMENSIONS

| Code | Dimensions | Width | | Depth | | Height | | Weight | |
|---------|------------|--------|---------|--------|-------|--------|-------|--------|-------|
| | | Inches | mm | Inches | mm | Inches | mm | Lbs | KG |
| HGM12-N | Exterior | 12.0 | 304.0 | 28.7 | 728.0 | 15.4 | 394.0 | 99.0 | 45.0 |
| HGM12-P | Shipping | 15.8 | 400.0 | 33.5 | 850.0 | 19.3 | 490.0 | 121.0 | 55.0 |
| HGM24-N | Exterior | 24.0 | 609.0 | 28.7 | 728.0 | 15.4 | 394.0 | 150.9 | 68.6 |
| HGM24-P | Shipping | 27.5 | 700.0 | 33.5 | 850.0 | 19.3 | 490.0 | 202.4 | 92.0 |
| HGM36-N | Exterior | 36.0 | 914.0 | 28.7 | 728.0 | 15.4 | 394.0 | 220.0 | 100.0 |
| HGM36-P | Shipping | 39.5 | 1,000.0 | 33.5 | 850.0 | 19.3 | 490.0 | 283.8 | 129.0 |
| HGM48-N | Exterior | 48.0 | 1,220.0 | 28.7 | 728.0 | 15.4 | 394.0 | 283.8 | 129.0 |
| HGM48-P | Shipping | 51.3 | 1,300.0 | 33.5 | 850.0 | 19.3 | 490.0 | 360.8 | 164.0 |
| HGM60-N | Exterior | 60.0 | 1,530.0 | 28.7 | 728.0 | 15.5 | 394.0 | 338.8 | 154.0 |
| HGM60-P | Shipping | 63.0 | 1,600.0 | 33.5 | 850.0 | 19.3 | 490.0 | 455.4 | 207.0 |

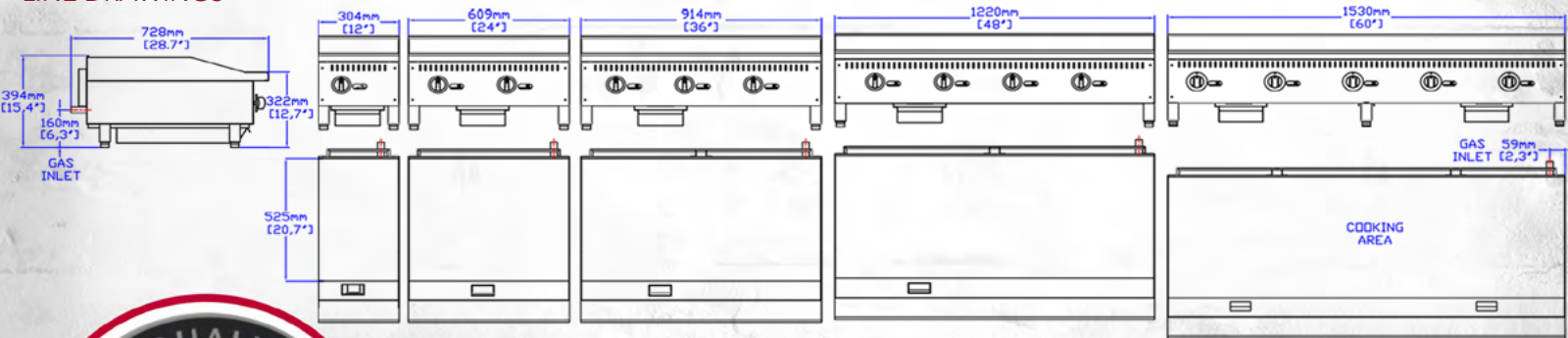
TECHNICAL

| Code | Gas Type | Griddle Width | # of Control | # of Burners | BTU per Burner | Total BTU Output | Operating Gas Pressure |
|---------|----------|---------------|--------------|--------------|----------------|------------------|------------------------|
| HGM12-N | NG | 12" | 1 | 1 | 30000 | 30000 | 4.0"W.C |
| HGM12-P | LP | 12" | 1 | 1 | 30000 | 30000 | 10.0"W.C |
| HGM24-N | NG | 24" | 2 | 2 | 30000 | 60000 | 4.0"W.C |
| HGM24-P | LP | 24" | 2 | 2 | 30000 | 60000 | 10.0"W.C |
| HGM36-N | NG | 36" | 3 | 3 | 30000 | 90000 | 4.0"W.C |
| HGM36-P | LP | 36" | 3 | 3 | 30000 | 90000 | 10.0"W.C |
| HGM48-N | NG | 48" | 4 | 4 | 30000 | 120000 | 4.0"W.C |
| HGM48-P | LP | 48" | 4 | 4 | 30000 | 120000 | 10.0"W.C |
| HGM60-N | NG | 60" | 5 | 5 | 30000 | 150000 | 4.0"W.C |
| HGM60-P | LP | 60" | 5 | 5 | 30000 | 150000 | 10.0"W.C |



PRODUCT DRAWINGS

LINE DRAWINGS



EFI Sales Ltd.
 Toronto Office & DC
 515 Hanlon Creek Blvd.
 Guelph, ON, N1C 0A1

EFI Sales Ltd.
 Vancouver Office & DC
 26895 Gloucester Way
 Langley, BC, V4W 3Y3

(888) 565-9920 Toll Free
 (519) 822-1895 Toronto
 (604) 607-8850 Vancouver

Manual control.png
www.efifoodequip.com | info@efifoodequip.com

