

efi sales Ltd.

Equipment for the Foodservice Industry
value + quality + service

SERVICE & MOP SINKS



SERVICE & MOP SINKS

Features

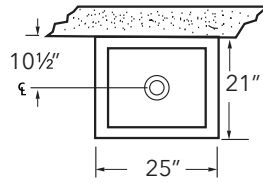
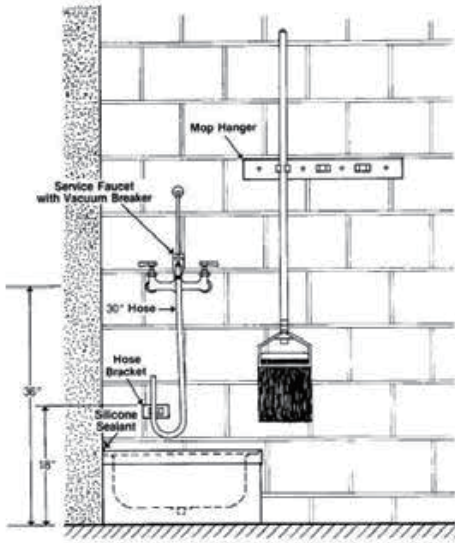
Features:

- Floor mounted unit eliminates the need for lifting heavy containers
- Tile edge furnished on the rear
- Rectangular designed bowls increase capacity
- 3½" drain
- All TIG welded
- Welded areas are blended to a satin finish to match adjacent surfaces
- Heavy gauge Type 304 stainless steel

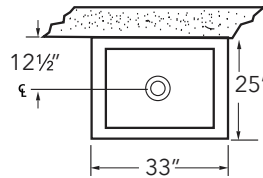
- Specifications subject to change without notice.

SERVICE & MOP SINKS

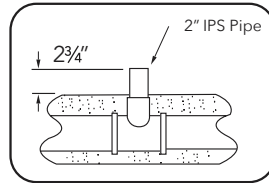
Specifications



Refers to
SIM2510
SIM2516



Refers to
SIM3310
SIM3316



SIM2510



SIM2516



Product #	Overall Height	Shipping Dimensions			Weight (lbs)
		W"	D"	H"	
SIM2510	10	27	23	12	33
SIM2516	16	27	23	18	43
SIM3310	10	35	27	12	38
SIM3316	16	35	27	18	50